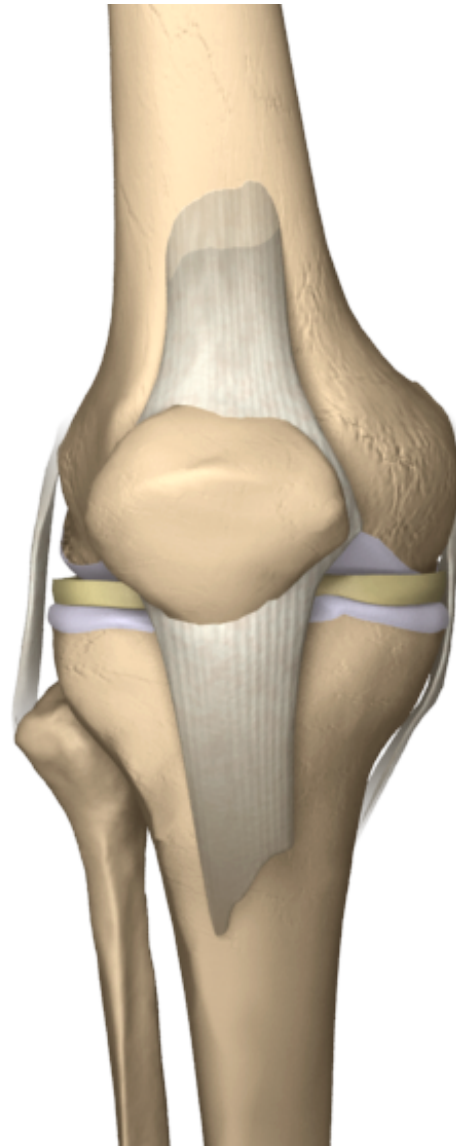


Meniscus Problems – Torn Meniscus Trimming

A healthy meniscus acts as a shock absorber and provides a smooth surface for your knee to glide on. A meniscal tear prevents your knee from rotating causing pain and locking.





Torn Meniscus Trimming Introduction

A healthy meniscus acts as a shock absorber and provides a smooth surface for your knee to glide on. A meniscal tear prevents your knee from rotating causing pain and locking.

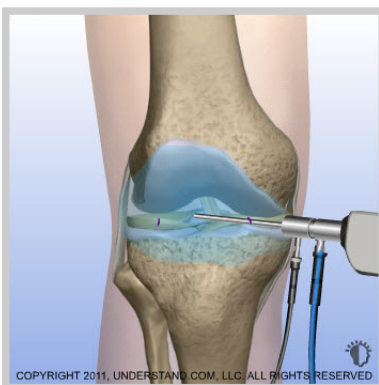
Doctor's Personal Note: A Message From Your Doctor

Thank you for visiting our website and viewing our 3D Animation Library. These animations should assist you in better understanding your condition or procedure. We look forward to answering any additional questions you may have at our next appointment.



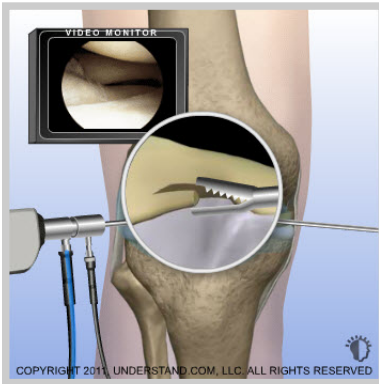
Incisions

Small incisions (portals) are made around the joint. The scope and surgical instruments will go into these incisions.



Visualization

The scope is inserted into the knee. Saline solution flows through a tube (cannula) and into the knee to expand the joint and to improve visualization. The image is sent to a video monitor where the surgeon can see inside the joint.



Trimming

A surgical instrument is inserted into the knee and used to trim the torn piece of meniscus.



End of Procedure

After the trimming is finished, the surgical instruments are removed and the procedure is completed.